

A Comprehensive Guide to Easy C2C Crochet Projects for Beginners and Beyond

Prepare to be captivated by the versatility and beauty of C2C (corner-to-corner) crochet, a technique that allows you to create stunning patterns and projects with ease. Whether you're a seasoned crocheter or just dipping your toes into the world of fiber arts, this guide will empower you with all the knowledge, inspiration, and step-by-step instructions you need to embark on your C2C crochet journey.

Understanding C2C Crochet: A Simple Technique with Endless Possibilities

C2C crochet is a method of creating fabric by working diagonally, from one corner to another. It begins with a small foundation chain and gradually builds upon itself, creating intricate patterns with simple stitches. The beauty of C2C crochet lies in its accessibility; even beginners can quickly master the basic technique and produce impressive results.



C2C CROCHET GUIDE FOR BEGINNERS : EASY C2C CROCHET PROJECT GUIDE by Rabbit Goody

- ★ ★ ★ ★ ★ 5 out of 5
- Language : English
- File size : 8393 KB
- Text-to-Speech : Enabled
- Screen Reader : Supported
- Enhanced typesetting: Enabled
- Print length : 76 pages
- Lending : Enabled



Essential Stitches for C2C Crochet:

- **Single crochet (sc):** The fundamental stitch used throughout C2C crochet.
- **Double crochet (dc):** Adds height and texture to your projects.
- **Treble crochet (tr):** Creates a taller and more open stitch.

Project Ideas for Every Skill Level: From Simple to Sublime

The versatility of C2C crochet knows no bounds. From cozy blankets and vibrant scarves to eye-catching wall hangings and elegant home décor, there's a C2C project waiting to ignite your creativity.

Beginner-Friendly Projects:

- **Basic C2C Blanket:** A perfect starter project to practice the technique and create a warm and inviting blanket.
- **Striped C2C Scarf:** Bring color and style to your wardrobe with a vibrant and easy-to-make scarf.
- **C2C Coaster Set:** Add a cheerful touch to your home with a set of colorful and practical coasters.

Intermediate Projects:

- **C2C Rainbow Wall Hanging:** Transform a blank wall into a vibrant masterpiece with a colorful rainbow wall hanging.
- **Granny Square C2C Afghan:** Combine the classic granny square with C2C crochet to create a cozy and unique blanket.
- **C2C Mandala:** Create hypnotic and intricate patterns with a circular C2C mandala.


Advanced Projects:

- **C2C Landscape Tapestry:** Capture the beauty of nature with a stunning landscape tapestry.
- **3D C2C Sculpture:** Elevate your crochet skills with three-dimensional sculptures that add depth and dimension to your projects.
- **C2C Amigurumi:** Bring playful and imaginative characters to life with C2C amigurumi.

Inspiration Gallery: Marvel at the Beauty of C2C Crochet

Immerse yourself in a world of C2C crochet inspiration with our gallery featuring a myriad of stunning projects. From awe-inspiring blankets to captivating wall hangings and adorable amigurumi, discover the boundless creativity that awaits you.





C2C
wall hanging



AMELIAMAKES.COM



Step-by-Step Tutorials: Get Started with Confidence

Whether you're a crochet novice or looking to expand your skills, our comprehensive tutorials will guide you through every step of the C2C crochet process. From creating the foundation chain to mastering different stitches and shaping your projects, we've got you covered.

1. **Foundation Chain:** Learn how to establish the starting point for your C2C project.
2. **Single Crochet (sc) Stitch:** Master the fundamental stitch used throughout C2C crochet.
3. **Double Crochet (dc) Stitch:** Add height and texture to your projects with the double crochet stitch.
4. **Treble Crochet (tr) Stitch:** Create taller and more open stitches with the treble crochet stitch.
5. **Joining Motifs:** Discover techniques for seamlessly connecting C2C motifs to create larger projects.
6. **Shaping:** Learn how to shape your C2C projects, including creating increases and decreases.

Tips and Tricks: Enhance Your C2C Crochet Skills

Elevate your C2C crochet skills with our collection of practical tips and tricks. From choosing the right yarn and hook to mastering tension and blocking techniques, discover how to create flawless and professional-looking projects every time.

- **Yarn Selection:** Choose yarns that are suitable for the intended project, such as acrylic blends for blankets and cotton for scarves.
- **Hook Size:** Select a hook size that matches the recommended yarn weight for optimal results.
- **Tension:** Maintain a consistent tension throughout the project to ensure even stitches and a polished finish.

- **Blocking:** Block your finished projects to enhance their shape, define stitch patterns, and remove any wrinkles.
- **Error Correction:** Don't be afraid to make mistakes; learn how to identify and correct common errors in C2C crochet.

: Dive into the World of C2C Crochet with Confidence

Embark on your C2C crochet journey today and experience the transformative power of this versatile and rewarding craft. With our comprehensive guide, inspiration gallery, and step-by-step tutorials, you're equipped with everything you need to create stunning projects that will bring joy and beauty to your life. Whether you're a seasoned crocheter or just starting out, the world of C2C crochet awaits your creative touch.

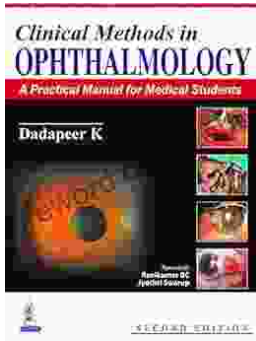


C2C CROCHET GUIDE FOR BEGINNERS : EASY C2C CROCHET PROJECT GUIDE by Rabbit Goody

★★★★★ 5 out of 5


Language : English
File size : 8393 KB
Text-to-Speech : Enabled
Screen Reader : Supported
Enhanced typesetting : Enabled
Print length : 76 pages
Lending : Enabled





Practical Manual for Medical Students: The Ultimate Guide to Clinical Proficiency and Patient Care

The medical field is constantly evolving, demanding healthcare professionals to possess not only theoretical knowledge but also a high...



Fully Updated and Revised: A Comprehensive Guide to the Newest and Most Exciting Changes in the Field

Welcome to our comprehensive guide to the latest updates and revisions across various fields. In today's rapidly evolving world, it's essential to stay...