


Breed Specific Puppy Training Techniques: Potty Training, Discipline, and Care for Your Furry Friend

Bringing a puppy home is an exciting and joyous experience. However, it also comes with responsibilities and challenges, especially when it comes to training. Each breed has unique traits, temperaments, and energy levels, which require tailored training approaches.

In this comprehensive guide, we will delve into breed-specific puppy training techniques, covering essential aspects such as potty training, discipline, and overall care, to ensure a harmonious and fulfilling companionship with your furry friend.



Yorkshire Terrier Training: Breed Specific Puppy Training Techniques, Potty Training, Discipline, and Care Guide by JT Gregory

★★★★☆ 4.3 out of 5

Language : English
File size : 1110 KB
Text-to-Speech : Enabled
Screen Reader : Supported
Enhanced typesetting : Enabled
Print length : 49 pages
Lending : Enabled



Understanding Breed-Specific Characteristics

Before embarking on training, it's crucial to understand the specific characteristics of your puppy's breed. Research their history, temperament, energy levels, and common behavioral traits. This knowledge will provide a solid foundation for implementing effective training methods.

Here are some general characteristics of different breed groups:

- **Sporting breeds** (e.g., retrievers, pointers) are typically active, athletic, and eager to please, making them responsive to positive reinforcement training.
- **Hound breeds** (e.g., beagles, bloodhounds) are known for their strong sense of smell and independent nature, requiring patience and consistent training.
- **Working breeds** (e.g., German shepherds, Doberman pinschers) have a protective and loyal nature, benefiting from early socialization and obedience training.
- **Terrier breeds** (e.g., bull terriers, Jack Russell terriers) are known for their spunk and playful personalities, requiring engaging and mentally stimulating activities.
- **Toy breeds** (e.g., Chihuahuas, Pomeranians) are typically smaller in size, requiring gentle and positive training methods.

Potty Training Success

Potty training is a fundamental aspect of puppy training. Consistency, patience, and positive reinforcement are key to success. Here are some breed-specific tips:

- **Small breeds:** Due to their small bladders, frequent potty breaks are essential. Take your puppy out every 2-3 hours, especially after meals and naps.
- **Large breeds:** Allow ample time for potty breaks, as they have larger bladders and may take longer to go. Gradually increase the time between breaks as they develop control.
- **Independent breeds:** These puppies may be less eager to potty outside. Encourage them with praise and treats, and make the process fun by incorporating games.
- **Active breeds:** Ensure your puppy gets plenty of exercise before potty breaks, as this will help them relax and relieve themselves more easily.

Effective Discipline Methods

Discipline is an important part of raising a well-behaved puppy. However, harsh punishments should never be used. Instead, focus on positive reinforcement and redirection methods:

- **Reward-based training:** Reinforce desirable behaviors with treats, praise, or play. This encourages your puppy to repeat those actions.
- **Time-outs:** If your puppy misbehaves, calmly place them in a designated "time-out" area for a short period. This provides a break from the situation and teaches them that their behavior is unacceptable.
- **Redirection:** When your puppy engages in unwanted behavior, redirect them to an appropriate alternative. For example, if they chew on your shoes, offer them a chew toy instead.

Remember, consistency and patience are key when it comes to discipline. Avoid overreacting or using physical punishment, as this can damage the bond with your puppy and hinder training progress.

Tailored Care and Nutrition

Proper care and nutrition are essential for your puppy's overall well-being. Consider the following breed-specific needs:

- **Exercise:** Different breeds have varying exercise requirements. Active breeds, such as retrievers and Siberian huskies, need ample daily exercise, while smaller breeds may be content with shorter walks and playtime.
- **Grooming:** Breeds with long or thick coats require regular brushing and professional grooming. Short-haired breeds typically need less maintenance.
- **Health:** Some breeds are prone to certain health conditions. Regularly consult with your veterinarian to create a preventive care plan and address breed-specific concerns.
- **Nutrition:** Choose a high-quality puppy food that meets the specific nutritional needs of your breed. Discuss portion sizes and feeding schedules with your veterinarian.

Socialization and Training Timeline

Socialization and training should start early in your puppy's life. Here is a general timeline based on breed temperament:

- **Week 3-4:** Begin socialization by introducing your puppy to new people, animals, and environments in a safe and controlled setting.


- **Week 6-8:** Start basic obedience commands such as "sit," "stay," and "come." Keep training sessions short and positive.
- **Month 3-6:** Continue obedience training and introduce more advanced commands. Gradually increase the duration and difficulty of training sessions.
- **Month 6-12:** Focus on socialization and reinforcing learned behaviors. Enroll in obedience classes or work with a professional trainer to enhance your puppy's skills.

Additional Tips for Effective Breed Specific Training

- **Build a strong bond:** Establishing a loving and trusting relationship with your puppy is crucial for successful training. Spend quality time with them, play games, and provide plenty of affection.
- **Be patient and consistent:** Training takes time and effort. Be patient with your puppy and remain consistent with training methods.
- **Seek professional help:** If you encounter challenges or have concerns about your puppy's behavior, don't hesitate to consult with a certified dog trainer or veterinarian.
- **Consider breed-specific training classes:** Many dog training schools offer breed-specific classes tailored to the unique characteristics of different breeds.
- **Enjoy the journey:** Puppy training is a rewarding experience that strengthens the bond between you and your furry companion. Embrace the process and enjoy the journey.

, breed-specific puppy training techniques are essential for raising a well-behaved and happy dog. By understanding your puppy's unique traits, implementing tailored training methods, and providing appropriate care, you can create a harmonious and fulfilling companionship that will last a lifetime.

Remember, training and caring for your puppy is an ongoing process. Be patient, consistent, and seek professional help when needed. With love, dedication, and the right approach, you can raise an obedient, healthy, and well-adjusted canine companion.



Yorkshire Terrier Training: Breed Specific Puppy Training Techniques, Potty Training, Discipline, and

Care Guide by JT Gregory

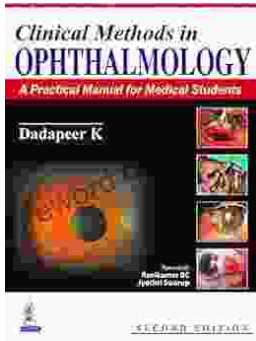
★★★★☆ 4.3 out of 5

Language : English
File size : 1110 KB
Text-to-Speech : Enabled
Screen Reader : Supported
Enhanced typesetting : Enabled
Print length : 49 pages
Lending : Enabled

FREE

DOWNLOAD E-BOOK





Practical Manual for Medical Students: The Ultimate Guide to Clinical Proficiency and Patient Care

The medical field is constantly evolving, demanding healthcare professionals to possess not only theoretical knowledge but also a high...



Fully Updated and Revised: A Comprehensive Guide to the Newest and Most Exciting Changes in the Field

Welcome to our comprehensive guide to the latest updates and revisions across various fields. In today's rapidly evolving world, it's essential to stay...