

Corner-to-Corner Crochet: Embark on a Colorful C2C Adventure

: The Enchanting World of C2C



Corner-to-corner crochet, affectionately known as C2C, is a captivating technique that weaves a tapestry of color and texture. It's a simple yet

powerful stitch that empowers crocheters of all levels to create stunning blankets, afghans, and more.



CORNER TO CORNER CROCHET: A detailed guide for the beginner and advanced crocheter on how to use C2C crochet to create beautiful patterns and projects like a pro by Tara Cousins

★★★★★ 5 out of 5


Language : English
File size : 23485 KB
Text-to-Speech : Enabled
Screen Reader : Supported
Enhanced typesetting : Enabled
Print length : 88 pages
Lending : Enabled



The C2C Basics: Stitching Your Way to Success

- **Slip Stitch:** The foundation of C2C, this stitch secures the corners and creates the diagonal lines.
- **Double Crochet:** The workhorse of C2C, this stitch fills the gaps between slip stitches, creating the colorful blocks.
- **Tension:** Maintaining even tension is crucial for clean, defined stitches and a polished look.

Charting the Course: Reading C2C Patterns



C2C patterns are typically represented by color-coded charts. Each square represents a stitch, with different colors indicating specific actions. Understanding the chart legend is essential for interpreting the pattern accurately.

Mastering Motifs: Building Blocks of C2C Creations

Motifs are the building blocks of C2C projects. These repeated patterns can be simple or complex, adding visual interest and depth to your work.

Types of Motifs:

1. **Single Square Motifs:** Basic blocks that form the foundation of C2C
2. **Half Square Motifs:** Creates a triangular shape, adding variety to your designs
3. **Full Square Motifs:** A square made of four single square motifs, creating larger and bolder patterns

Coloring Your Canvas: Creative Yarn Choices for C2C



The choice of yarn plays a vital role in the look and feel of your C2C project. Consider the following factors:

Yarn Weight:

- **Worsted Weight:** A versatile choice, creating mid-weight, durable projects.
- **Bulky Weight:** Produces thick, cozy blankets with a luxurious feel.
- **Lace Weight:** Adds a touch of elegance and drape, ideal for delicate projects.

Yarn Texture:

- **Acrylic:** Soft, machine-washable, and affordable.
- **Wool:** Natural, warm, and durable.
- **Cotton:** Breathable, absorbent, and great for summer projects.

Troubleshooting C2C: Tips for Overcoming Challenges

- **Uneven Edges:** Adjust hook size or tension to ensure uniform stitches.
- **Missed Stitches:** Count carefully and use stitch markers to keep track of your progress.
- **Puckering:** Check your tension and avoid over-tightening stitches.

Beyond Basics: Exploring Advanced C2C Techniques



For those seeking a creative challenge, delve into advanced C2C techniques:

Color Transitions:

- **Bobble Stitch:** Creates raised, textured squares, adding dimension to your projects.

- **Extended Single Crochet:** Adds height to stitches, creating a more pronounced effect.
- **Yarn Over:** Increases the size of squares, creating larger motifs and bolder patterns.

Embracing the C2C Community: Inspiration and Support Online

Connect with fellow C2C enthusiasts online through forums, social media groups, and online workshops. Share your creations, seek guidance, and find inspiration from a vibrant community.

Online Resources:

- Ravelry
- Hobby Lobby
- YouTube Tutorials

: Unlocking the Magic of C2C Crochet



Corner-to-corner crochet opens a world of colorful possibilities for crocheters. With its simple yet versatile stitch, C2C empowers you to create stunning blankets, afghans, and more.

Embrace the basics, experiment with advanced techniques, and connect with the C2C community. Unveil the magic of C2C crochet and transform your home into a gallery of vibrant creations.

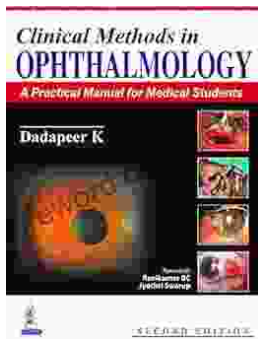
Happy crocheting!



CORNER TO CORNER CROCHET: A detailed guide for the beginner and advanced crocheter on how to use C2C crochet to create beautiful patterns and projects like a pro by Tara Cousins


★★★★★ 5 out of 5

Language : English
File size : 23485 KB
Text-to-Speech : Enabled
Screen Reader : Supported
Enhanced typesetting : Enabled
Print length : 88 pages
Lending : Enabled



Practical Manual for Medical Students: The Ultimate Guide to Clinical Proficiency and Patient Care

The medical field is constantly evolving, demanding healthcare professionals to possess not only theoretical knowledge but also a high...



Fully Updated and Revised: A Comprehensive Guide to the Newest and Most Exciting Changes in the Field

Welcome to our comprehensive guide to the latest updates and revisions across various fields. In today's rapidly evolving world, it's essential to stay...