


French Braid Quilts: 14 Quick Quilts With Dramatic Results



French Braid Quilts: 14 Quick Quilts with Dramatic Results by Jane Hardy Miller

★★★★☆ 4.7 out of 5

Language : English
File size : 6728 KB
Text-to-Speech : Enabled
Screen Reader : Supported
Enhanced typesetting : Enabled
Print length : 80 pages



French braid quilts are a beautiful and easy way to add a touch of elegance to your home. They are perfect for beginners and experienced quilters alike, and can be made in a variety of sizes and colors. In this article, we will provide you with 14 free French braid quilt patterns that you can use to create your own stunning quilts.

What is a French Braid Quilt?

A French braid quilt is a quilt that is made by sewing together strips of fabric in a French braid pattern. French braid quilts are typically made with two or three different colors of fabric, and can be made in a variety of sizes and shapes. French braid quilts are a great way to use up scraps of fabric, and can be made in a variety of colors and styles to match any décor.

How to Make a French Braid Quilt

Making a French braid quilt is easy! Follow these steps to create your own stunning French braid quilt:

1. Choose two or three different colors of fabric. Cut the fabric into strips that are 2 1/2 inches wide and the desired length.
2. Sew the strips of fabric together in a French braid pattern. To do this, place the three strips of fabric together, with the right sides facing up. Braid the strips of fabric together, and then sew the edges of the braid together.
3. Repeat step 2 until you have a braid that is the desired length.
4. Sew the braids together to form the quilt top. To do this, place the braids side by side, with the right sides facing up. Sew the edges of the braids together, using a 1/4 inch seam allowance.
5. Quilt the quilt top as desired. You can hand quilt the quilt, machine quilt the quilt, or tie the quilt.
6. Bind the quilt as desired.


14 Free French Braid Quilt Patterns

Here are 14 free French braid quilt patterns that you can use to create your own stunning quilts:

- [French Braid Quilt Pattern from Quilting Digest](#)
- [French Braid Baby Quilt from All People Quilt](#)
- [French Braid Quilt Pattern from Fabric.com](#)
- [Free French Braid Quilt Pattern from The Spruce Crafts](#)

- French Braid Quilt Pattern from I Love to Make Quilts
- French Braid Quilt: Easy Quilt Pattern from Quilter's Cache
- French Braid Quilt from Fat Quarter Shop
- French Braid Quilt from Diary of a Quilter
- French Braid Quilt from Stitched in Color
- French Braid Quilt Block from Quilts by Jen
- DIY French Braid Quilt Tutorial from Patchwork Posse
- French Braid Quilt Tutorial from Missouri Star Quilt Company
- French Braid Quilt Block Tutorial from Crazy Little Projects
- French Braid Quilt from Craftsy

French braid quilts are a beautiful and easy way to add a touch of elegance to your home. They are perfect for beginners and experienced quilters alike, and can be made in a variety of sizes and colors. With the help of the free French braid quilt patterns provided in this article, you can create your own stunning French braid quilt today!



French Braid Quilts: 14 Quick Quilts with Dramatic

Results by Jane Hardy Miller

★★★★☆ 4.7 out of 5

Language : English

File size : 6728 KB

Text-to-Speech : Enabled

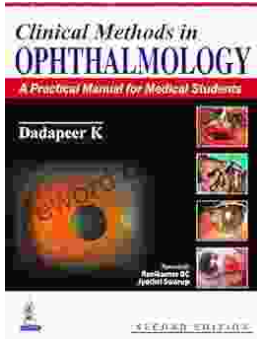
Screen Reader : Supported

Enhanced typesetting : Enabled

Print length : 80 pages


FREE

DOWNLOAD E-BOOK



Practical Manual for Medical Students: The Ultimate Guide to Clinical Proficiency and Patient Care

The medical field is constantly evolving, demanding healthcare professionals to possess not only theoretical knowledge but also a high...



Fully Updated and Revised: A Comprehensive Guide to the Newest and Most Exciting Changes in the Field

Welcome to our comprehensive guide to the latest updates and revisions across various fields. In today's rapidly evolving world, it's essential to stay...