


Improve the Dynamics of Your Drumming with These Accent Development Exercises

Accents are an essential part of drumming, and they can add a lot of excitement and interest to your playing. However, developing good accent technique takes time and practice. Here are a few exercises that can help you improve your accent dynamics.



Accents Drumming Development: Improve The Dynamics of Your Drumming with These Accents Development Exercises for Beginners (Time Space and Drums Book 7) by Stephen Hawkins

★★★★★ 5 out of 5

Language : English

File size : 2230 KB

Lending : Enabled

Print length : 36 pages

Screen Reader : Supported



Single-Stroke Accents

The single-stroke accent is the most basic type of accent. It is simply a single hit that is played louder than the surrounding notes. To practice single-stroke accents, start by playing a simple beat on the snare drum. Once you have the beat down, start adding single-stroke accents to different notes in the beat. For example, you could play a beat like this:

RLRL **RLRLRLRL**

As you practice, focus on playing the accented notes louder than the surrounding notes. You should also try to play the accents with a consistent volume and duration. If you practice regularly, you will eventually develop the ability to play single-stroke accents with power and precision.

Double-Stroke Accents

The double-stroke accent is a slightly more advanced type of accent. It is played by hitting the drum twice in quick succession, with the second hit being louder than the first. To practice double-stroke accents, start by playing a simple beat on the snare drum. Once you have the beat down, start adding double-stroke accents to different notes in the beat. For example, you could play a beat like this:

RLRL **RRLLRLL**

As you practice, focus on playing the accented notes louder than the surrounding notes. You should also try to play the accents with a consistent volume and duration. If you practice regularly, you will eventually develop the ability to play double-stroke accents with power and precision.


Flam Accents

The flam accent is a type of accent that is played by hitting the drum twice in quick succession, with the second hit being slightly lower in pitch than the first. To practice flam accents, start by playing a simple beat on the snare drum. Once you have the beat down, start adding flam accents to different notes in the beat. For example, you could play a beat like this:

RLRL **rLRLrLRL**

As you practice, focus on playing the accented notes with a consistent volume and duration. You should also try to play the flam with a consistent pitch difference between the two hits. If you practice regularly, you will eventually develop the ability to play flam accents with power and precision.

Accents are an essential part of drumming, and they can add a lot of excitement and interest to your playing. By practicing the exercises outlined in this article, you can improve your accent dynamics and become a more expressive drummer.



Accents Drumming Development: Improve The Dynamics of Your Drumming with These Accents Development Exercises for Beginners (Time Space and Drums Book 7) by Stephen Hawkins

★★★★★ 5 out of 5

Language : English

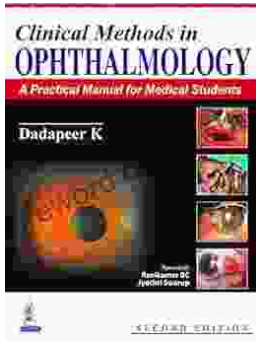
File size : 2230 KB

Lending : Enabled

Print length : 36 pages

Screen Reader : Supported





Practical Manual for Medical Students: The Ultimate Guide to Clinical Proficiency and Patient Care

The medical field is constantly evolving, demanding healthcare professionals to possess not only theoretical knowledge but also a high...



Fully Updated and Revised: A Comprehensive Guide to the Newest and Most Exciting Changes in the Field

Welcome to our comprehensive guide to the latest updates and revisions across various fields. In today's rapidly evolving world, it's essential to stay...