

Plastic Craft Lace Projects Ideas for Beginners: A Step-by-Step Guide to Creating Stunning Lace Embellishments

Plastic craft lace is a versatile and affordable material that can be used to create a wide range of beautiful and delicate lace embellishments. Whether you're a beginner or an experienced crafter, there are countless plastic craft lace projects that you can enjoy. In this guide, we'll provide you with step-by-step instructions and inspiring ideas for creating your own stunning lace creations.



Plastic Craft Lace Projects Ideas: For Beginners

by Michael Hymans

★★★★☆ 4.5 out of 5

Language : English
File size : 22244 KB
Text-to-Speech : Enabled
Screen Reader : Supported
Enhanced typesetting : Enabled
Print length : 52 pages
Lending : Enabled



Materials You'll Need

Before you get started, you'll need to gather the following materials:

- Plastic canvas
- Lace yarn or thread

- Crochet hook or tatting needle
- Scissors
- Optional: Glue, fabric paint, or other embellishments

Step-by-Step Instructions

Once you have your materials, you're ready to start creating your own plastic craft lace projects. Here are the basic steps:

1. Choose a lace pattern. There are many different lace patterns available online or in craft books. For beginners, it's best to start with a simple pattern.
2. Cut your plastic canvas to the desired size. The size of your canvas will depend on the size of the lace piece you want to create.
3. Mark the holes on your plastic canvas. Use a pencil or pen to mark the holes where you will be inserting the lace yarn or thread.
4. Start crocheting or tatting the lace. Follow the lace pattern to create the lace stitches.
5. Finish the lace piece. Once you have finished crocheting or tatting the lace, you can finish it by cutting the excess yarn or thread and securing the ends.

Inspiring Ideas

Now that you know the basics of plastic craft lace, here are some inspiring ideas for projects you can try:

- Lace lies: Create beautiful and delicate lace lies to add a touch of elegance to your home décor.
- Lace coasters: Protect your surfaces from spills and stains with stylish lace coasters.
- Lace jewelry: Make unique and eye-catching lace jewelry, such as necklaces, earrings, and bracelets.
- Lace hair accessories: Adorn your hair with beautiful lace headbands, hair clips, and barrettes.
- Lace home décor: Use lace to create decorative accents for your home, such as lace table runners, curtains, and throw pillows.

Tips for Beginners

If you're new to plastic craft lace, here are a few tips to help you get started:

- Start with a simple lace pattern. As you gain experience, you can try more complex patterns.
- Use a sharp crochet hook or tatting needle. This will help you to create neat and even stitches.
- Don't be afraid to experiment. There are many different ways to use plastic craft lace. Be creative and let your imagination run wild.


Plastic craft lace is a versatile and affordable material that can be used to create a wide range of beautiful and delicate lace embellishments. Whether you're a beginner or an experienced crafter, there are countless plastic craft lace projects that you can enjoy. With a little practice, you'll be able to

create stunning lace creations that will add a touch of elegance to your home décor, jewelry, and more.

Image Alt Attributes











Plastic Craft Lace Projects Ideas: For Beginners

by Michael Hymans

★★★★☆ 4.5 out of 5

Language : English

File size : 22244 KB

Text-to-Speech : Enabled

Screen Reader : Supported

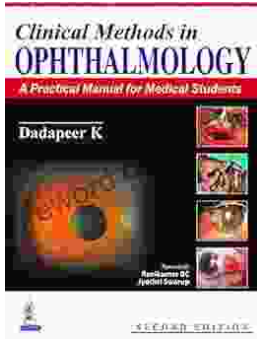
Enhanced typesetting : Enabled

Print length : 52 pages

Lending : Enabled


FREE

DOWNLOAD E-BOOK



Practical Manual for Medical Students: The Ultimate Guide to Clinical Proficiency and Patient Care

The medical field is constantly evolving, demanding healthcare professionals to possess not only theoretical knowledge but also a high...



Fully Updated and Revised: A Comprehensive Guide to the Newest and Most Exciting Changes in the Field

Welcome to our comprehensive guide to the latest updates and revisions across various fields. In today's rapidly evolving world, it's essential to stay...