


The Basics of Playing Lead Guitar: A Comprehensive Guide for Beginners

Lead guitar is a style of electric guitar playing that typically involves playing melodies, solos, and improvisations over a chord progression. It is a challenging but rewarding discipline that can add a lot of excitement and creativity to your playing.



Lead Guitar Tactics: The Basics Of Playing Lead Guitar

by David P. DeVenney

★★★★★ 5 out of 5

Language : English
File size : 1840 KB
Text-to-Speech : Enabled
Screen Reader : Supported
Enhanced typesetting : Enabled
Word Wise : Enabled
Print length : 29 pages
Lending : Enabled



This guide will teach you the basics of playing lead guitar, from choosing the right guitar and learning scales to mastering bends, vibrato, and other essential techniques.

Choosing the Right Guitar

The first step to playing lead guitar is choosing the right guitar. Not all guitars are created equal, and some are better suited for lead playing than others.

Here are a few things to look for when choosing a lead guitar:

- **Solid body:** A solid body guitar will provide you with a better sustain and tone than a hollow body guitar.
- **Cutaway:** A cutaway in the body of the guitar will allow you to reach the higher frets more easily.
- **Humbucking pickups:** Humbucking pickups are less prone to feedback than single-coil pickups, making them a good choice for lead playing.

Learning Scales

Scales are the building blocks of lead guitar playing. They are a series of notes that are played in a specific order. By learning scales, you will develop the dexterity and finger coordination necessary to play lead guitar.

There are many different scales that you can learn, but some of the most common scales for lead guitar include:

- **Major scale:** The major scale is a bright and cheerful scale that is often used in lead playing.
- **Minor scale:** The minor scale is a darker and more somber scale that is often used in blues and rock music.
- **Pentatonic scale:** The pentatonic scale is a five-note scale that is easy to learn and play. It is often used in lead playing because it can be played over a variety of chords.

Mastering Bends

Bends are a technique that involves bending the string with your fingers to create a pitch that is higher than the original note.

To perform a bend, place your finger on the string and bend it upwards. The amount of bend that you apply will determine the pitch of the note.

Bends can be used to add expression and emotion to your playing. They can also be used to create lead guitar solos that are more melodic and interesting.

Vibrato

Vibrato is a technique that involves rapidly oscillating the string with your finger to create a warbling sound.

To perform vibrato, place your finger on the string and wiggle it back and forth. The speed and intensity of the vibrato will determine the sound of the note.

Vibrato can be used to add warmth and expression to your playing. It can also be used to create lead guitar solos that are more fluid and dynamic.

Other Essential Techniques

In addition to bends and vibrato, there are a number of other essential techniques that you can learn to play lead guitar.

Some of these techniques include:

- **Slides:** Slides involve sliding your finger along the string to create a smooth transition between notes.

- **Hammer-ons:** Hammer-ons involve striking the string with your picking hand to create a note without plucking it.
- **Pull-offs:** Pull-offs involve pulling the string with your picking hand to create a note without plucking it.
- **Tapping:** Tapping involves striking the strings with your picking hand or a tapping device to create notes.

These are just a few of the many techniques that you can learn to play lead guitar.

Playing lead guitar is a challenging but rewarding discipline that can add a lot of excitement and creativity to your playing.

By following the tips in this guide, you will learn the basics of lead guitar playing and be on your way to becoming a great lead guitarist.



Lead Guitar Tactics: The Basics Of Playing Lead Guitar

by David P. DeVenney

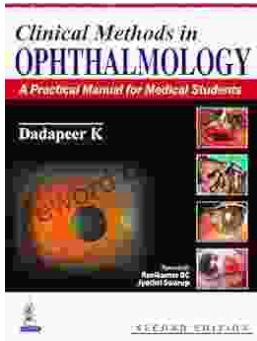
★★★★★ 5 out of 5

Language : English
File size : 1840 KB
Text-to-Speech : Enabled
Screen Reader : Supported
Enhanced typesetting : Enabled
Word Wise : Enabled
Print length : 29 pages
Lending : Enabled

FREE


DOWNLOAD E-BOOK





Practical Manual for Medical Students: The Ultimate Guide to Clinical Proficiency and Patient Care

The medical field is constantly evolving, demanding healthcare professionals to possess not only theoretical knowledge but also a high...



Fully Updated and Revised: A Comprehensive Guide to the Newest and Most Exciting Changes in the Field

Welcome to our comprehensive guide to the latest updates and revisions across various fields. In today's rapidly evolving world, it's essential to stay...