


The Complete Guide To Pomsky Training



The Complete Guide To Pomsky Training: Pomsky training from start to finish by Vikk Simmons

★★★★☆ 4.6 out of 5

Language : English
File size : 14165 KB
Text-to-Speech : Enabled
Screen Reader : Supported
Enhanced typesetting : Enabled
Print length : 176 pages
Lending : Enabled



Pomskies are a popular hybrid dog breed that is a cross between a Siberian Husky and a Pomeranian. They are known for their playful and friendly personalities, but they can also be stubborn and independent. This can make training a Pomsky a bit of a challenge, but with patience and consistency, it is possible to train your Pomsky to be a well-behaved member of your family.

Basic Commands

The first step in training your Pomsky is to teach them basic commands such as sit, stay, come, and down. These commands will help you control your Pomsky's behavior and keep them safe.

To teach your Pomsky to sit, hold a treat in front of their nose and slowly move it backwards over their head. As their head follows the treat, their bottom will naturally lower to the ground. Once their bottom touches the

ground, say "sit" and give them the treat. Repeat this process several times until your Pomsy understands what you want them to do.

To teach your Pomsy to stay, start by having them sit. Once they are sitting, say "stay" and take a step back. If they stay sitting, give them a treat. Gradually increase the distance and duration of the stay command until your Pomsy is able to stay sitting for several minutes.

To teach your Pomsy to come, start by calling their name and offering them a treat. Once they come to you, give them the treat and praise them. Gradually increase the distance and distractions until your Pomsy is able to come to you from anywhere, even if there are other people or animals around.

To teach your Pomsy to down, start by having them sit. Once they are sitting, say "down" and gently push their chest down to the ground. As their chest touches the ground, give them a treat. Repeat this process several times until your Pomsy understands what you want them to do.

Potty Training

Potty training is one of the most important things you can teach your Pomsy. It is important to start potty training your Pomsy as soon as you bring them home.

The first step in potty training your Pomsy is to establish a regular feeding and walking schedule. This will help your Pomsy to learn when they need to go to the bathroom.

Once you have established a regular schedule, take your Pomsy to their designated potty spot every few hours. Stay with your Pomsy until they go to the bathroom, and then praise them and give them a treat.

If your Pomsy has an accident, do not punish them. Simply clean up the mess and take them outside to their designated potty spot.

With patience and consistency, your Pomsy will eventually learn to go to the bathroom outside.

Leash Training

Leash training is important for keeping your Pomsy safe and under control when you are out in public.

To start leash training your Pomsy, put a collar and leash on them and take them outside. Let them sniff around and explore, but keep them close to you.

Once your Pomsy is comfortable wearing a collar and leash, start walking them on a loose leash. If your Pomsy pulls on the leash, stop walking and wait for them to calm down. Once they are calm, start walking again.

Repeat this process until your Pomsy is able to walk on a loose leash without pulling.

Socialization

Socialization is important for helping your Pomsy to become a well-rounded and happy dog.

Start socializing your Pomsy as early as possible by exposing them to different people, animals, and environments. Take them to the park, on walks, and to puppy socialization classes.

Socialization will help your Pomsy to learn how to interact with others in a positive way.

Obedience Training

Obedience training is a great way to teach your Pomsy good manners and improve their overall behavior.

Obedience training can include commands such as sit, stay, come, down, and heel. It can also include more advanced commands such as fetch, shake, and roll over.

Obedience training can be taught at home or in a group class. If you choose to train your Pomsy at home, there are many resources available online and in libraries.

Behavior Problems


All dogs have the potential to develop behavior problems. The most common behavior problems in Pomsies include barking, chewing, digging, and jumping.

If your Pomsy is exhibiting any behavior problems, it is important to address them as soon as possible. You can consult with a veterinarian or a professional dog trainer to get help with behavior problems.

Training your Pomsy can be a challenging but rewarding experience. With patience and consistency, you can train your Pomsy to be a well-behaved member of your family.

By following the tips in this guide, you can teach your Pomsy basic commands, potty train them, leash train them, socialize them, and teach them obedience. You can also address any behavior problems that your Pomsy may develop.

With a little time and effort, you can train your Pomsy to be the best dog they can be.



The Complete Guide To Pomsy Training: Pomsy training from start to finish by Vikk Simmons

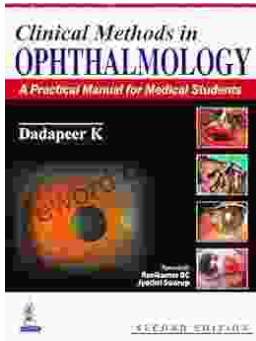
★★★★☆ 4.6 out of 5

Language : English
File size : 14165 KB
Text-to-Speech : Enabled
Screen Reader : Supported
Enhanced typesetting : Enabled
Print length : 176 pages
Lending : Enabled

FREE


DOWNLOAD E-BOOK





Practical Manual for Medical Students: The Ultimate Guide to Clinical Proficiency and Patient Care

The medical field is constantly evolving, demanding healthcare professionals to possess not only theoretical knowledge but also a high...



Fully Updated and Revised: A Comprehensive Guide to the Newest and Most Exciting Changes in the Field

Welcome to our comprehensive guide to the latest updates and revisions across various fields. In today's rapidly evolving world, it's essential to stay...