

# The Ultimate Guide to Crochet Pouches: Patterns, Techniques, and Inspiration



## Crochet Pouch with patterns

★★★★★ 5 out of 5

Language	: English
File size	: 4277 KB
Text-to-Speech	: Enabled
Screen Reader	: Supported
Enhanced typesetting	: Enabled
Print length	: 35 pages
Lending	: Enabled



Crochet pouches are a versatile and practical accessory that can be used for a variety of purposes. They can be made in a variety of sizes and shapes, and can be embellished with a variety of trims and embellishments. Crochet pouches are also a great way to use up leftover yarn, and they make great gifts.

## Crochet Pouch Patterns

There are many different crochet pouch patterns available, both free and paid. Some of the most popular patterns include:

- **Granny Square Pouch:** This classic crochet pouch is made from a series of granny squares that are joined together. It is a great pattern for beginners, and can be customized in a variety of ways.

- **Zippered Pouch:** This pouch is made with a zipper closure, making it a great option for storing small items. It is a great pattern for intermediate crocheters, and can be made in a variety of sizes and shapes.
- **Drawstring Pouch:** This pouch is made with a drawstring closure, making it a great option for storing items that need to be easily accessed. It is a great pattern for beginners, and can be made in a variety of sizes and shapes.

## Crochet Pouch Techniques

There are a variety of crochet techniques that can be used to make pouches. Some of the most common techniques include:

- **Single crochet:** This is the most basic crochet stitch, and it is used to create the foundation of most crochet pouches.
- **Double crochet:** This stitch is taller than single crochet, and it creates a more textured fabric. It is often used to create the body of crochet pouches.
- **Half double crochet:** This stitch is a compromise between single crochet and double crochet. It is often used to create the edging of crochet pouches.

## Crochet Pouch Inspiration

Crochet pouches can be made in a variety of colors, shapes, and sizes. They can be embellished with a variety of trims and embellishments. Here are a few ideas for crochet pouch inspiration:

- **Use bright and cheerful colors** to create a pouch that will brighten up your day.
- **Use geometric shapes** to create a pouch that is both stylish and functional.
- **Add a tassel or fringe** to create a pouch that is both decorative and fun.
- **Embroider or applique a design** onto your pouch to personalize it.

## Crochet Pouch Patterns




## Granny Square Pouch

by Viktoria Gogolak



## Crochet Zipper Bag

*Video Tutorial*



## Zippered Crochet Pouch

by Mamachee



## Drawstring Pouch

by Sarah Zimmerman

### Crochet Pouch with patterns

★★★★★ 5 out of 5

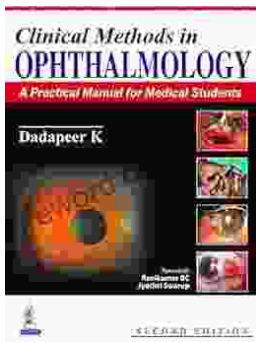
Language : English

File size : 4277 KB

Text-to-Speech : Enabled




Screen Reader : Supported  
Enhanced typesetting : Enabled  
Print length : 35 pages  
Lending : Enabled



## Practical Manual for Medical Students: The Ultimate Guide to Clinical Proficiency and Patient Care

The medical field is constantly evolving, demanding healthcare professionals to possess not only theoretical knowledge but also a high...



## Fully Updated and Revised: A Comprehensive Guide to the Newest and Most Exciting Changes in the Field

Welcome to our comprehensive guide to the latest updates and revisions across various fields. In today's rapidly evolving world, it's essential to stay...