


Unveiling the Up Do Fix of Dorisy Moran Strolemoolie: A Comprehensive Guide



Up Do Fix: Of Dorisy Moran Strolemoolie

by Kathleen Strole Miller

★★★★★ 5 out of 5

Language : English


File size : 4027 KB

Print length : 28 pages

FREE

DOWNLOAD E-BOOK





The up do fix of Dorisy Moran Strolemoolie is a legendary hairdressing technique that has captivated the hearts of fashion enthusiasts worldwide. Originated by the renowned hairstylist Dorisy Moran Strolemoolie, this elegant hairstyle has adorned the heads of countless celebrities and graced the covers of countless magazines. Its timeless appeal lies in its

ability to transform any hairstyle into a masterpiece of sophistication and allure.

Step-by-Step Instructions

To create the iconic Dorisy Moran Strolemoolie up do fix, follow these step-by-step instructions:

1. **Prepare your hair:** Begin by brushing your hair thoroughly to remove any tangles. Apply a volumizing mousse or spray to the roots for added lift and hold.
2. **Section your hair:** Divide your hair into three sections: the top section, the middle section, and the bottom section. Secure the top section with a hair clip.
3. **Create a ponytail:** Tie the middle section of your hair into a high ponytail at the crown of your head. Use a hair elastic that matches your hair color.
4. **Backcomb the ponytail:** Gently backcomb the ponytail to create volume and texture. Use a teasing brush or a fine-toothed comb.
5. **Smooth the top section:** Release the top section of your hair and brush it smoothly over the ponytail. Secure it at the base of the ponytail with bobby pins.
6. **Wrap the bottom section:** Take the bottom section of your hair and wrap it around the base of the ponytail, tucking the ends under.
7. **Secure the up do:** Use bobby pins to secure the up do in place. Make sure the pins are hidden and the hairstyle is smooth and elegant.

8. **Finish with hairspray:** Spray your up do with a strong-hold hairspray to keep it in place all day long.

Expert Tips

To achieve the perfect Dorisy Moran Strolemoolie up do fix, consider these expert tips:

- Use a rattail comb to create clean and precise sections in your hair.
- Backcomb the ponytail in small sections to avoid creating a rough or uneven texture.
- Smooth the top section of your hair with a boar bristle brush for a glossy finish.
- Use bobby pins in a matching color to your hair to ensure a seamless and polished look.
- If you have fine or thin hair, consider using a hair filler to add volume to the ponytail.
- Accessorize your up do with hairpins, clips, or flowers for a touch of glamour.


Variations

The Dorisy Moran Strolemoolie up do fix is a versatile hairstyle that can be customized to suit any occasion or style. Here are some popular variations:

- **Messy up do:** Loosen the bobby pins slightly to create a more casual and relaxed look.

- **Braided up do:** Braid the ponytail before wrapping it around the base. This adds an intricate and stylish touch.
- **Half up do:** Only tie the top half of your hair into a ponytail for a more subtle and youthful look.
- **Chignon up do:** Coil the ponytail into a bun and secure it with bobby pins for a classic and elegant style.
- **Twisted up do:** Twist the ponytail and wrap it around the base for a more modern and edgy look.

The up do fix of Dorisy Moran Strolemoolie is a timeless masterpiece of hairstyling that continues to inspire and captivate. With its elegant silhouette and versatile variations, this hairstyle can elevate any look and turn heads wherever you go. Whether you opt for a classic up do or experiment with one of the many variations, the Dorisy Moran Strolemoolie up do fix is guaranteed to make you feel confident, sophisticated, and utterly glamorous.



Up Do Fix: Of Dorisy Moran Strolemoolie

by Kathleen Strole Miller

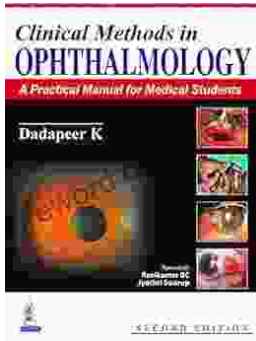
★★★★★ 5 out of 5

Language : English

File size : 4027 KB

Print length : 28 pages





Practical Manual for Medical Students: The Ultimate Guide to Clinical Proficiency and Patient Care

The medical field is constantly evolving, demanding healthcare professionals to possess not only theoretical knowledge but also a high...



Fully Updated and Revised: A Comprehensive Guide to the Newest and Most Exciting Changes in the Field

Welcome to our comprehensive guide to the latest updates and revisions across various fields. In today's rapidly evolving world, it's essential to stay...